



Temos ferramentaria própria, assim conseguimos desenvolver ferramentas de acordo com seu projeto.



Fundada em 5 de janeiro 1978, a **FURATEC** está no mercado a 42 anos como uma das empresas mais conhecidas no ramo de perfuração de chapas. Atendendo vários setores no mercado como construção civil, estruturas metálicas, agrícola, entre outros.

MISSÃO

Continuar fornecendo qualidade, bom atendimento e procurar sempre a satisfação de nossos clientes. Fornecendo soluções e se mantendo como referência no ramo de perfuração de chapas.

VISÃO

Manter o crescimento progressivo, com tecnologia e agregando valores.

ÍNDICE

TABELA DE ESPESSURAS	1
ESPECIFICAÇÕES GERAIS	2
FUROS REDONDOS	4
FUROS QUADRADOS	10
FUROS OBLONGOS	12
FUROS HEXAGONAIS	14
FUROS LOSANGULARES	16
FUROS RETANGULARES	18
FUROS VENEZIANAS	20
RECALCADAS PARA PISO	21

AÇO CARBONO	
BITOLA	mm
26	0,45
24	0,60
22	0,75
20	0,90
18	1,20
16	1,50
14FF	1,90
14FQ	2,00
12	2,65
1/8"	3,00
3/16"	4,75
1/4"	6,30
5/16"	8,00
3/8"	9,50
1/2"	12,50

GALVANIZADA	
BITOLA	mm
26	0,50
24	0,65
22	0,80
20	0,95
18	1,25
16	1,55
14	1,95
12	2,70

INOX	
BITOLA	mm
26	0,50
24	0,60
22	0,80
20	1,00
18	1,20
16	1,50
14	2,00
12	2,60
1/8"	3,00
3/16"	5,00
1/4"	6,00
5/16"	8,00
3/8"	10,00

Medidas Padronizadas

2000x1000 – 2000x1200

2000x1500 – 3000x1000

3000x1200 – 3000x1500

As medidas podem sofrer variações dependendo do material escolhido.

OBS: CORTAMOS SOB MEDIDA


ALUMÍNIO	
BITOLA	mm
26	0,50
24	0,60
22	0,80
20	1,00
18	1,20
16	1,50
14	2,00
12	2,50
1/8"	3,00
3/16"	5,00
1/4"	6,00
5/16"	8,00
3/8"	10,00
1/2"	12,50

COBRE	
BITOLA	mm
26	0,51
24	0,64
22	0,81
20	1,07
18	1,24
16	1,47
14	2,11
12	2,41
1/8"	3,05
3/16"	4,76
1/4"	6,35
5/16"	7,94
3/8"	9,52
1/2"	12,70

LATÃO	
BITOLA	mm
26	0,51
24	0,64
22	0,81
20	1,07
18	1,24
16	1,47
14	2,11
12	2,41
1/8"	3,05
3/16"	4,76
1/4"	6,35
5/16"	7,94
3/8"	9,52
1/2"	12,70

Furos sempre iguais ou superiores a espessura da chapa.

Margens é toda a área lisa sem furos que ocupa o contorno da peça.




LINHA DE DOBRAS E CALANDRAGENS

Com maquinário especial e profissionais altamente qualificados, implantamos o serviço de corte e dobra em chapas.

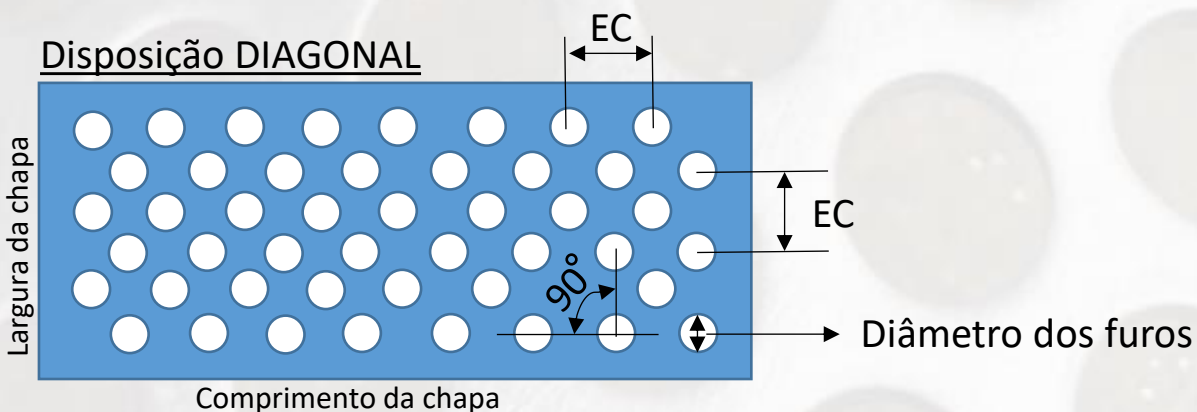
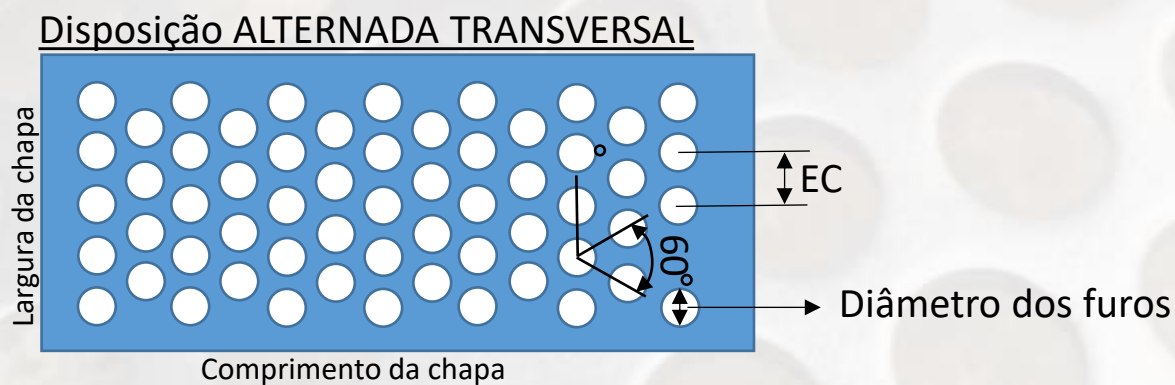
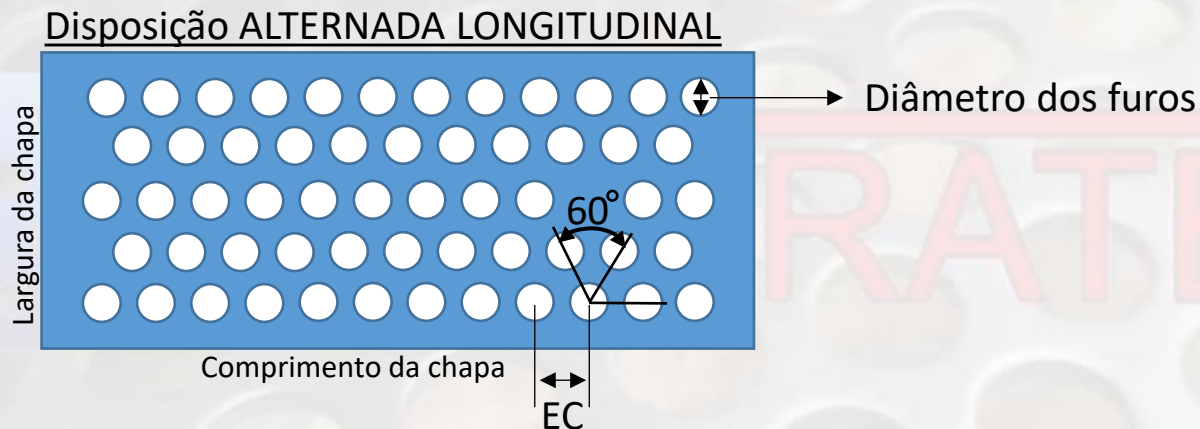
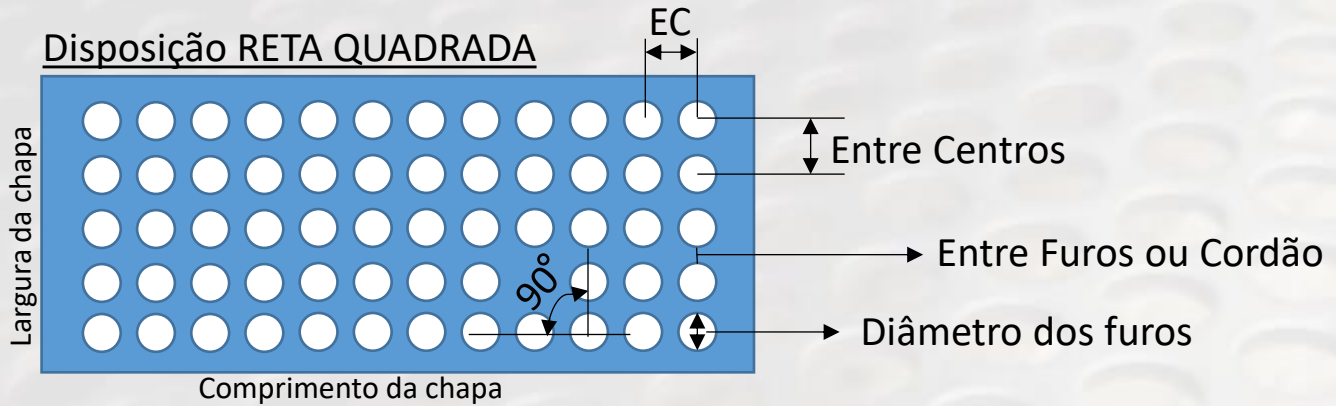
Guilhotina com capacidade de ¼" x 3000mm para chapas de ferro, alumínio, cobre, latão; para chapas de aço inox capacidade de 1/8" x 3000mm.

Viradeira com capacidade de ¼" x 3000mm em todos os tipos de laminados. Serviços realizados conforme desenho ou amostra para Corte e Dobra de Chapas.













Calandra com capacidade de ¼" x 2500mm com diâmetro mínimo de 600mm



























DISPOSIÇÃO DOS FUROS













FUROS REDONDOS

	DIÂMETRO DOS FUROS		ENTRE CENTROS DOS FUROS	ÁREA ABERTA %
	MM	POL		
	1,58	.059"	3,2 MM	22
	1,8	.071"	3,2 MM	28
	2,0	5/64"	3,2 MM	35
	2,0	5/64"	4,0 MM	23
	2,4	3/32"	4,0 MM	32
	2,4	3/32"	5,4 MM	18
	2,8	7/64"	4,0 MM	44
	2,8	7/64"	5,4 MM	24
	3,2	1/8"	5,4 MM	31
	3,2	1/8"	6,0 MM	25
	3,5	9/64"	5,4 MM	40
	4,0	5/32"	6,0 MM	40

	DIÂMETRO DOS FUROS		ENTRE CENTROS DOS FUROS	ÁREA ABERTA %
	MM	POL		
	4,0	5/32"	6,6 MM	33
	4,0	5/32"	7,0 MM	29
	4,76	3/16"	7,0 MM	42
	4,76	3/16"	8,0 MM	32
	4,76	3/16"	10,0 MM	21
	5,55	7/32"	8,0 MM	43
	5,55	7/32"	10,0 MM	28
	6,0		8,0 MM	51
	6,35	1/4"	9,0 MM	45
	6,35	1/4"	10,0 MM	36
	6,35	1/4"	11,0 MM	30
	7,0		10,0 MM	44

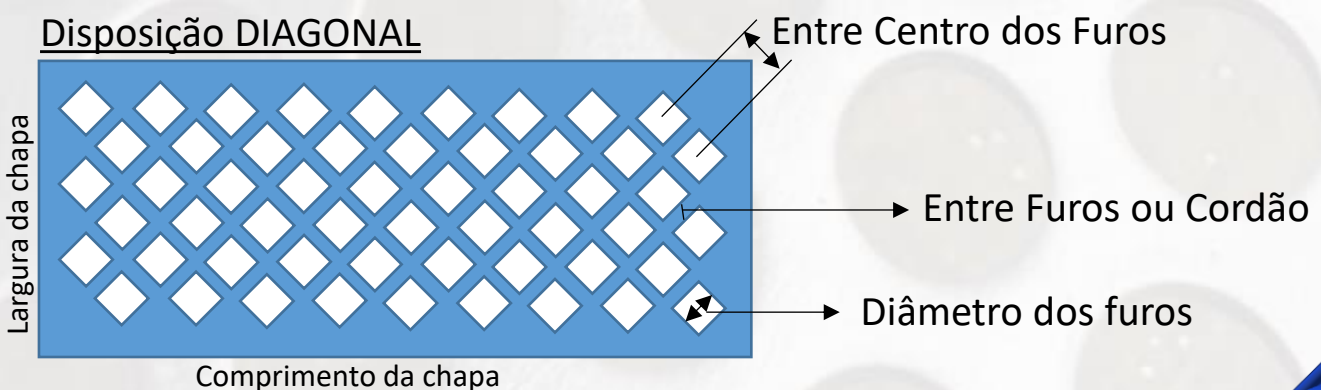
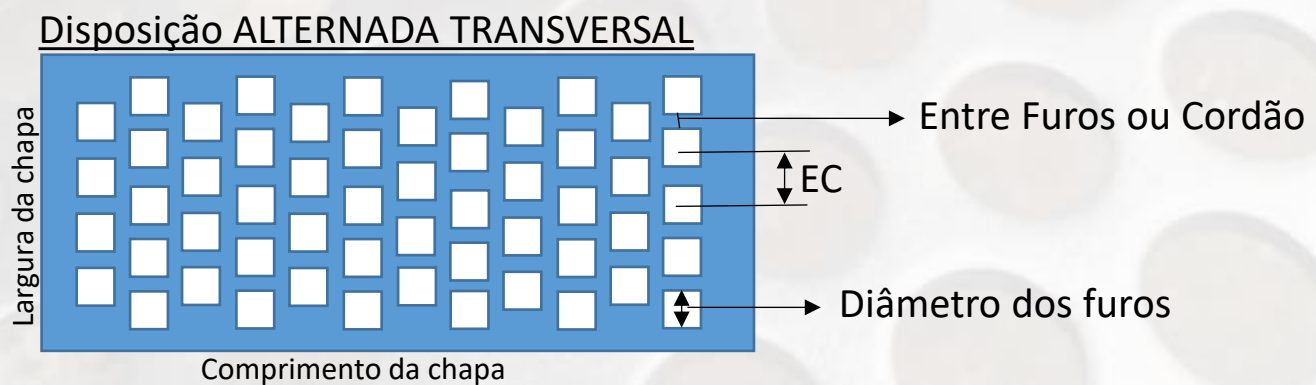
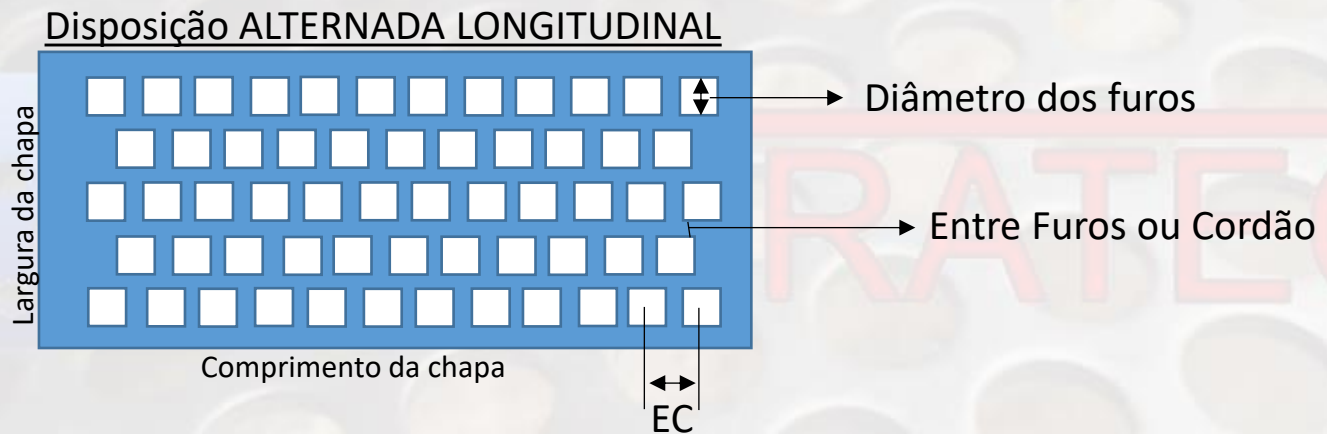
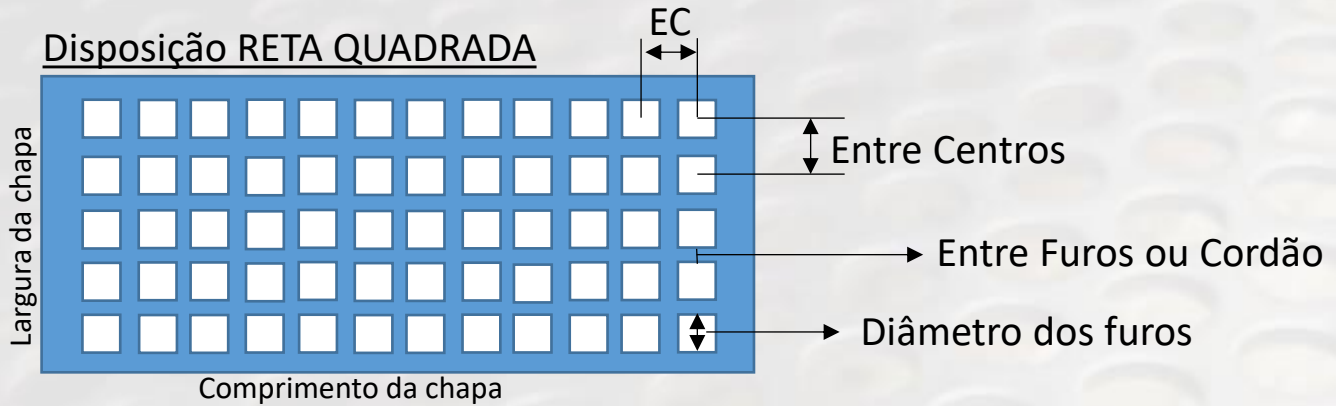
	DIÂMETRO DOS FUROS		ENTRE CENTROS DOS FUROS	ÁREA ABERTA %
	MM	POL		
	8,0	5/16"	10,0 MM	58
	8,0	5/16"	11,0 MM	48
	8,0	5/16"	12,0 MM	40
	8,0	5/16"	14,0 MM	29
	9,5	3/8"	13,0 MM	48
	9,5	3/8"	14,0 MM	41
	9,5	3/8"	16,0 MM	32
	11,1	7/16"	16,0 MM	43
	12,7	1/2"	15,7 MM	59
	12,7	1/2"	18,0 MM	45
	12,7	1/2"	20,0 MM	36
	12,7	1/2"	24,0 MM	25








	DIÂMETRO DOS FUROS		ENTRE CENTROS DOS FUROS	ÁREA ABERTA %
	MM	POL		
	14,3	9/16"	20,0 MM	46
	15,8	5/8"	20,0 MM	57
	15,8	5/8"	24,0 MM	40
	17,0		20,0 MM	65
	19,0	3/4"	22,0 MM	67
	19,0	3/4"	26,0 MM	48
	19,0	3/4"	32,0 MM	32
	21,0		24,0 MM	69
	22,2	7/8"	28,0 MM	57



DIÂMETRO DOS FUROS		ENTRE CENTROS DOS FUROS	ÁREA ABERTA %
MM	POL		
22,2	7/8"	32,0 MM	43
25,4	1"	32,0 MM	57
25,4	1"	38 MM	40
28,6	1.1/8"	40,0 MM	46
30,2	1.3/16"	42,0 MM	46
31,8	1.1/4"	48,0 MM	40
35,0	1.3/8"	52,0 MM	41
38,1	1.1/2"	56,0 MM	42
41,3	1.5/8"	58,0 M M	46
50,8	2"	72,0 M M	45
57,0	2.1/4"	76,0 M M	51
66,7	2.5/8"	88,0 M M	52
76,2	3"	96,0 M M	57
101,6	4"	124,0 MM	61

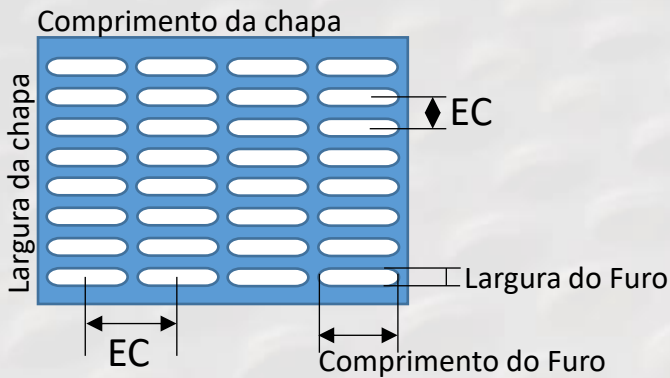
DISPOSIÇÃO DOS FUROS



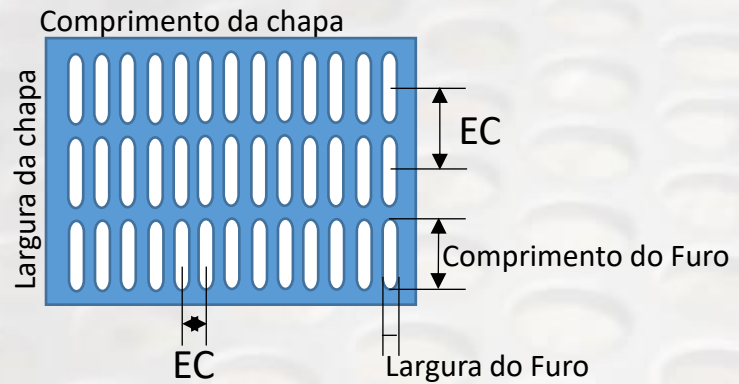
	DIÂMETRO DOS FUROS MM	ENTRE CENTROS DOS FUROS	ÁREA ABERTA %
	5,0	8,0 MM	39
	6,0	9,0 MM	45
	8,0	11,0 MM	53
	10,0	13,0 MM	59
	10,0	15,0 MM	45
	12,7	21,0 MM	37
	15,0	20,0 MM	56
	20,0	24,0 MM	69
	25,0	35,0 MM	51
	30,0	34,0 MM	78
	35,0	45,0 MM	61
	40,0	52,0 MM	59
	40,0	65,0 MM	38

DISPOSIÇÃO DOS FUROS

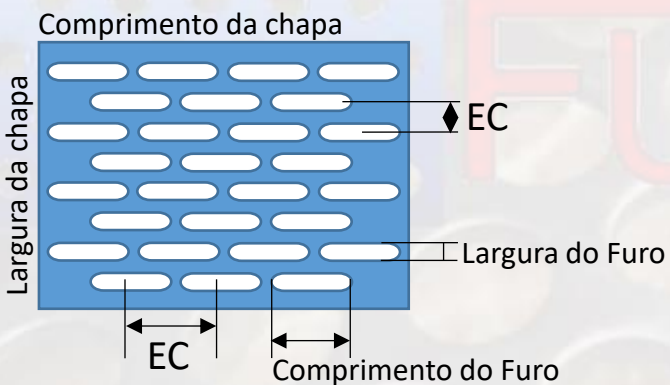
Disposição RETA LONGITUDINAL



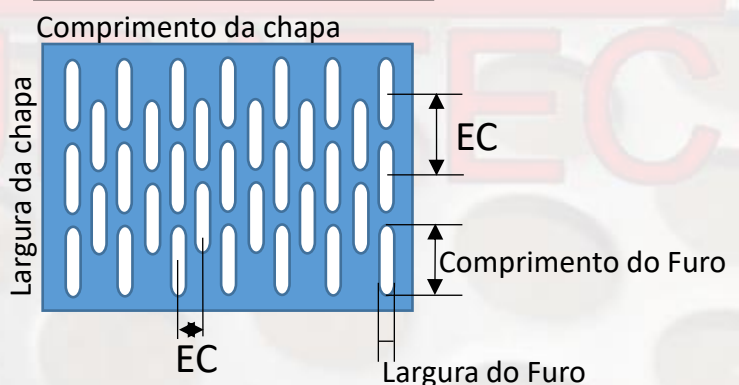
Disposição RETA TRANSVERSAL



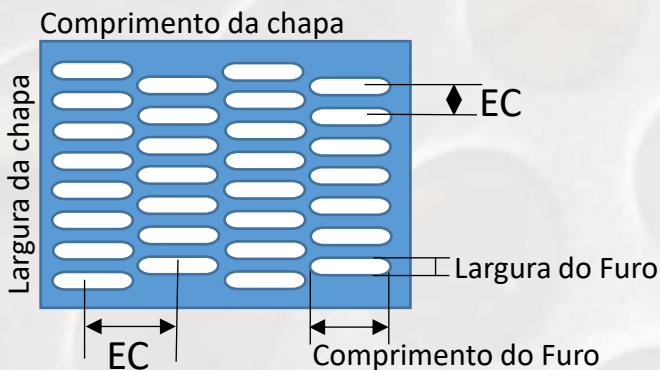
Disposição ALTERNADA LATERAL LONGITUDINAL



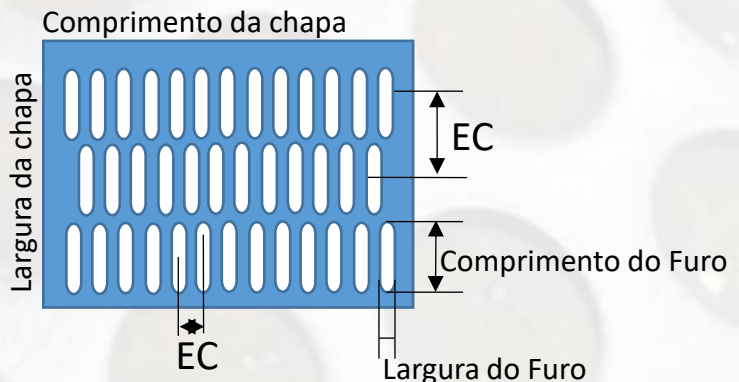
Disposição ALTERNADA LATERAL TRANSVERSAL
















Disposição ALTERNADA TERMINAL LONGITUDINAL



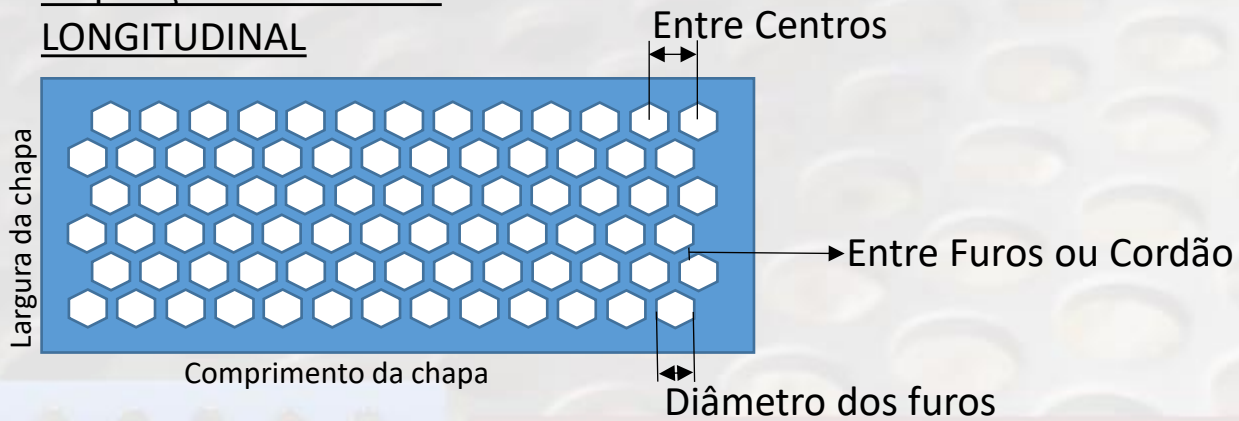
Disposição ALTERNADA TERMINAL TRANSVERSAL



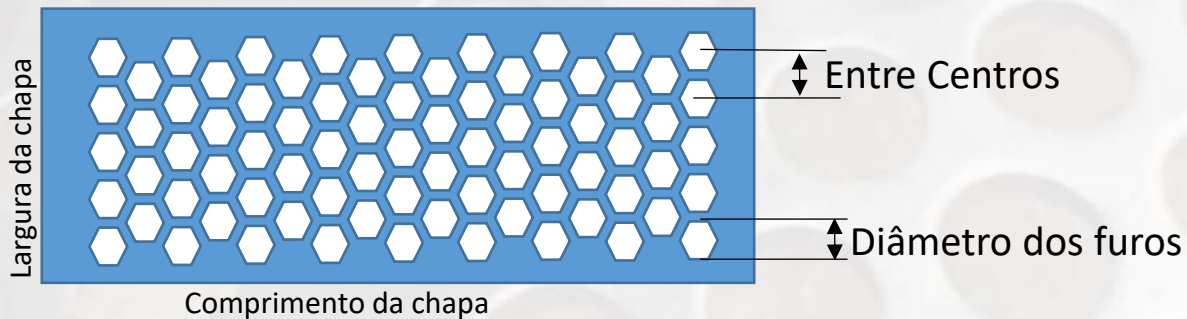
	DIÂMETRO DOS FUROS MM	ENTRE CENTROS DOS FUROS	ÁREA ABERTA %
	2,0 X 10,0	4,0 X 12,0 MM	40
	2,0 X 20,0	4,5 X 23,0 MM	38
	2,5 X 20,0	5,0 X 23,0 MM	43
	3,0 X 10,0	6,7 X 14,0 MM	30
	3,17 X 16,0	8,0 X 21,0 MM	29
	3,17 X 19,0	6,2 X 22,0 MM	43
	4,0 x 20,0	8,0 x 24,0 MM	41
	4,8 x 19,0	9,0 x 23,0 MM	44
	6,0 x 20,0	12,0 x 26,0 MM	38
	6,0 x 30,0	12,3 x 38,0 MM	37
	7,0 x 25,0	25,0 x 38,0 MM	17
	8,0 x 25,4	15,0 x 32,0 MM	39
	8,0 x 32,0	16,0 x 42,0 MM	36
	8,0 x 38,0	14,0 x 44,0 MM	47
	9,5 x 28,0	17,5 x 36,0 MM	39
	12,7 x 57,0	22,0 x 75,0 MM	42










DISPOSIÇÃO DOS FUROS

Disposição ALTERNADA LONGITUDINAL

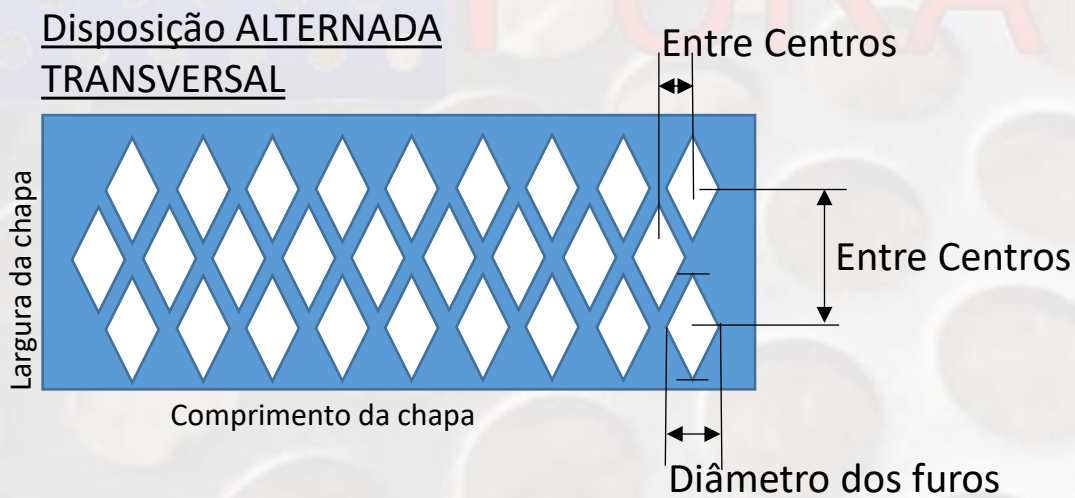
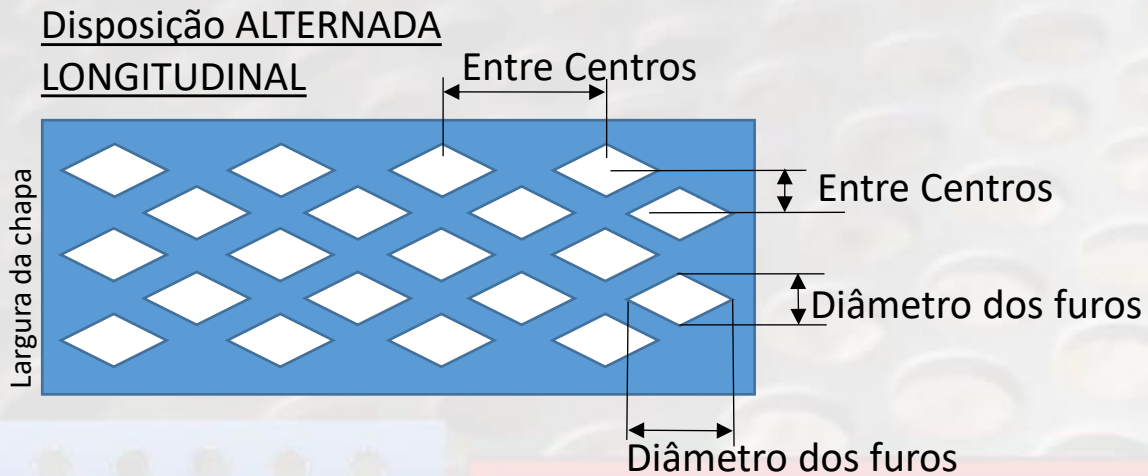




Disposição ALTERNADA TRANSVERSAL



	DIÂMETRO DOS FUROS MM	ENTRE CENTROS DOS FUROS	ÁREA ABERTA %
	6,0	8,0 MM	56
	6,0	10,0 MM	36
	7,0	10,0 MM	49
	8,0	11,0 MM	53
	9,0	13,0 MM	48
	13,0	17,0 MM	58
	19,0	24,0 MM	62
	22,0	28,0 MM	62
	32,0	40,0 MM	64

DISPOSIÇÃO DOS FUROS

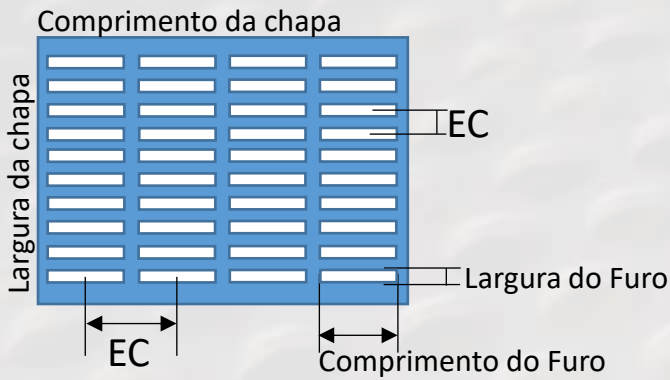


	DIÂMETRO DOS FUROS MM	ENTRE CENTROS DOS FUROS	ÁREA ABERTA %
	7,0 X 14,0	9,5 X 21,0 MM	49
	8,0 X 24,0	13,5 X 34,0 MM	42
	13,0 X 30,0	23,0 X 54,0MM	31
	15,0 X 40,0	21,6 X 60,0MM	46
	18,0 X 30,0	27,0 X 46,0MM	
	19,0 X 40,0	29,0 X 60,0MM	44
	25,0 X 45,0	30,0 X 67,0MM	56

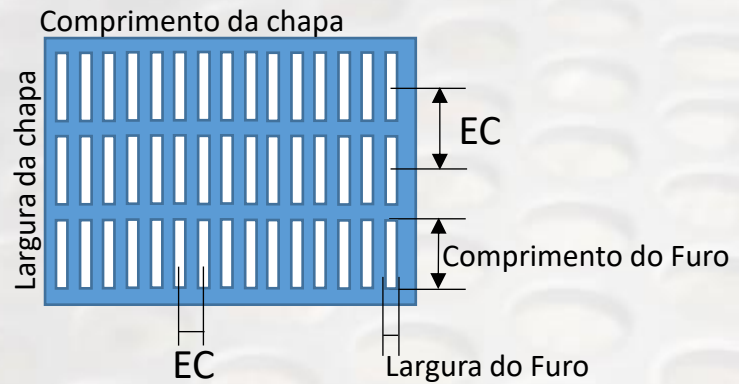


DISPOSIÇÃO DOS FUROS

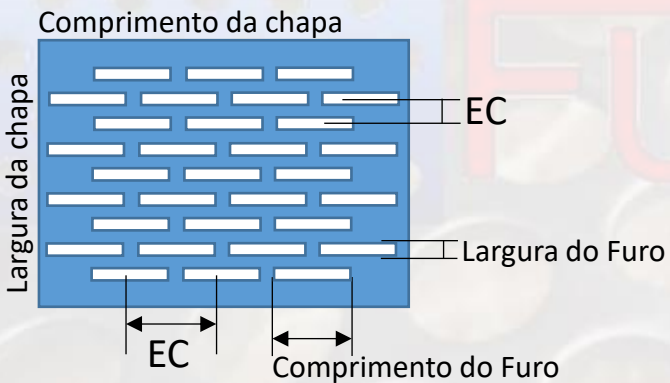
Disposição RETA LONGITUDINAL



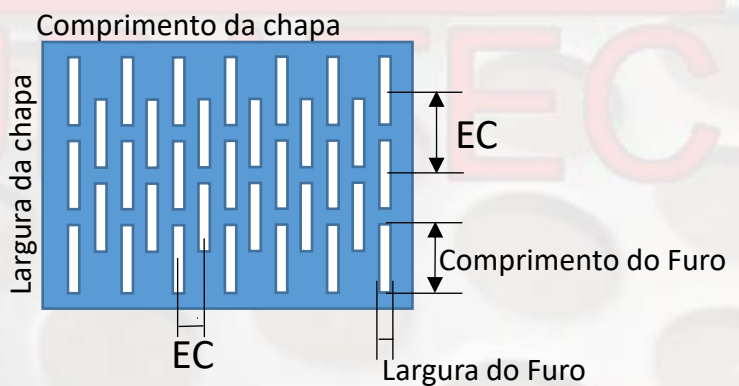
Disposição RETA TRANSVERSAL



Disposição ALTERNADA LATERAL LONGITUDINAL



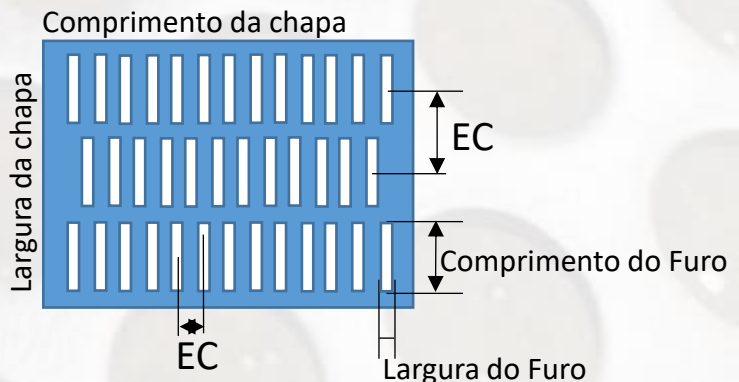
Disposição ALTERNADA LATERAL TRANSVERSAL



Disposição ALTERNADA TERMINAL LONGITUDINAL

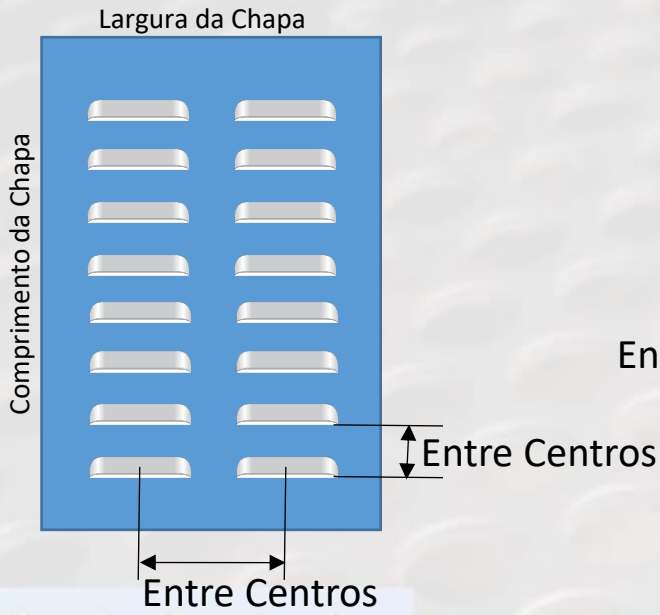


Disposição ALTERNADA TERMINAL TRANSVERSAL

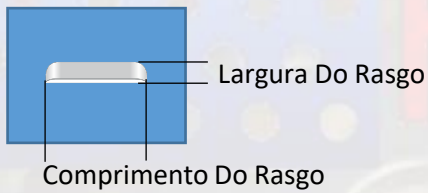
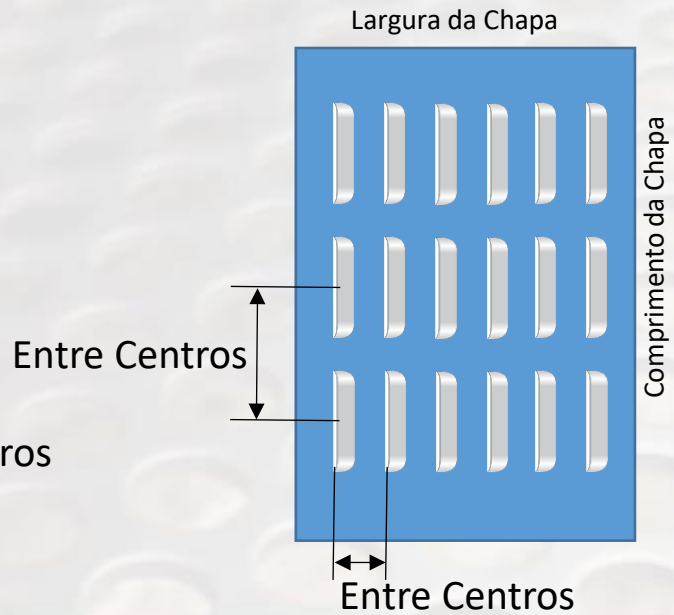


	DIÂMETRO DOS FUROS MM	ENTRE CENTROS DOS FUROS	ÁREA ABERTA %	Disposição Dos furos
	4,0 X 20,0	7,0 X 23,0MM	50	Alternada Lateral Longitudinal
	5,0 X 10,0	9,0 X 14,0MM	40	Alternada Lateral Transversal
	8,0 X 15,0	13,0 X 25,0MM	46	Alternada Lateral longitudinal
	8,0 X 25,0	12,5 X 29,5MM	54	Alternada Lateral longitudinal
	15,0 X 30,0	18,0 X 33,0MM	76	Alternada Lateral longitudinal
	25,0 X 55,0	40,0 X 70,0MM	49	Alternada Lateral Transversal

Disposição RETA TRANSVERSAL


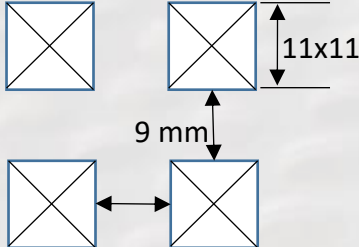

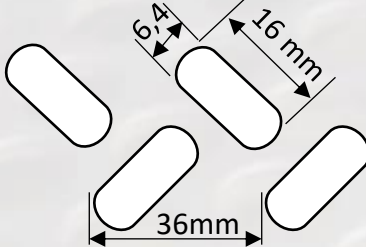

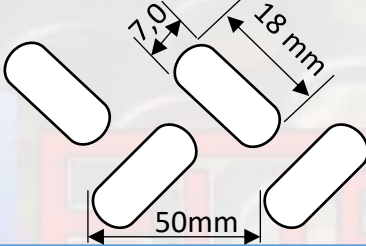

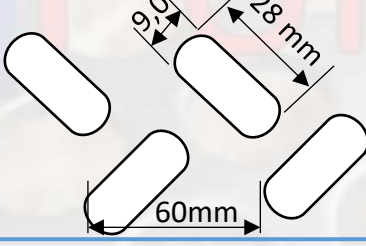

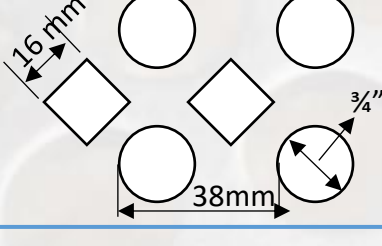

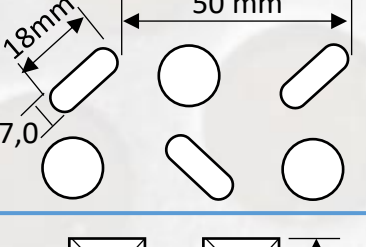

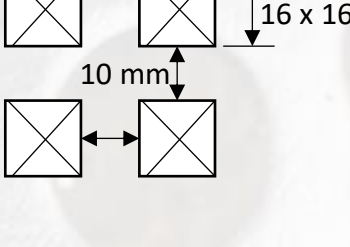


Disposição RETA LONGITUDINAL



"A" Abertura do Rasgo
 "E" Espessura da Chapa

COMPRIMENTO DOS FUROS MM	ENTRE CENTROS
45,0	30,0 X 65,0
110,0	30,0 X 130,0
120,0	30,0 X 150,0
150,0	30,0 X 170,0

Modelos dos Recalques	Tamanho dos Recalques mm	Espessura mm	Peso Kg/m ²
		1,50	12,0
		2,00	16,0
		2,65	21,2
		3,00	24,0
		1,50	12,0
		2,00	16,0
		2,65	21,2
		3,00	24,0
		2,00	16,0
		2,65	21,2
		3,00	24,0
		4,75	38,0
		6,35	50,8
		2,00	16,0
		2,65	21,2
		3,00	24,0
		4,75	38,0
		6,35	50,8
		2,00	16,0
		2,65	21,2
		3,00	24,0
		4,75	38,0
		6,35	50,8
		2,00	16,0
		2,65	21,2
		3,00	24,0
		4,75	38,0
		6,35	50,8
		2,65	21,2
		3,00	24,0
		4,75	38,0
		6,35	50,8



Rua Ioneji Matsubayashi N° 112 - Itaquera - São Paulo - SP - CEP 08260-050

TEL: (011) 2523-6300  (011) 9 9190-7039

www.furatec.com.br / furatec@furatec.com.br

